

Key	Qty	Description
1	1	TOP LID
2	1	LOGO PLATE F/ LID
3	4	RUBBER BUMPER, W/ HOLE, F/ TOP LID
4	1	HANDLE F/ LID
5	1	THERMOMETER
6	1	BEZEL, F/ THERMOMETER
7	1	TOP LID HARDWARE
8	1	FIREBOX
9	2	BURNER BRACE
10	2	MAIN BURNER
11	2	ELECTRODE, F/ MAIN BURNER
12	1	CARRY OVER TUBE
13	1	CONTROL PANEL, MAIN
14	1	ELECTRONIC IGNITION MODULE
15	1	CAP, F/ IGNITION MODULE
16	1	IGNITER SWITCH MODULE
17	1	SHIELD, F/ SWITCH MODULE
18	1	HOSE VALVE REGULATOR ASSEMBLY
19	2	BEZEL F/ CONTROL KNOB
20	2	CONTROL KNOB
21	1	LEFT SIDE SHELF
22	1	RIGHT SIDE SHELF
23	2	SHELF MOUNT, RB/LF
24	2	SHELF MOUNT, LB/RF
25	2	SIDE SHELF BRACKET, RB/LF
26	2	SIDE SHELF BRACKET, LB/RF
27	2	HEAT TENT
28	2	COOKING GRATE

Key	Qty	Description
35	1	GREASE CUP
36	1	CLIP, F/ GREASE CUP
37	1	HEAT SHIELD, F/ TANK
38	2	CASTER, LOCKING
39	2	CASTER, FIXED
40	1	MATCH HOLDER
41	1	DOOR, NO HANDLE
42	1	DOOR HANDLE
43	1	MAGNET ASSEMBLY
44	1	SPRING PIN, F/ DOOR
45	1	FIXED PIN, F/ DOOR
46	1	REGULATOR HOSE CLIP
NOT Pictured		
...	1	CASTER PIN
...	1	PRODUCT GUIDE, EUROPE
...	1	HARDWARE PACK
...	1	CLEANING TOOL

29	1	SWINGAWAY RACK
30	1	LEFT, CART FRAME
31	1	RIGHT, CART FRAME
32	1	UPPER DOOR BRACE
33	1	BACK RAIL
34	1	BOTTOM SHELF

NOTE: Some barbecue parts shown in the assembly steps may differ slightly in appearance from those on your particular barbecue model. However, the method of assembly remains the same.

PARTS LIST 468111017 468211017 468211017UK 468211017DK

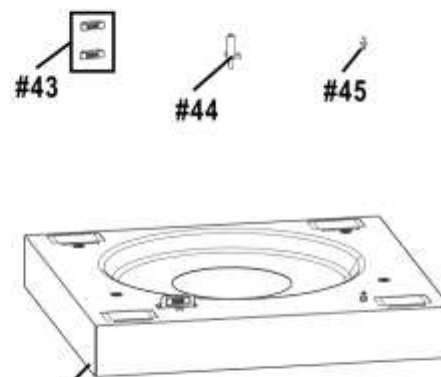
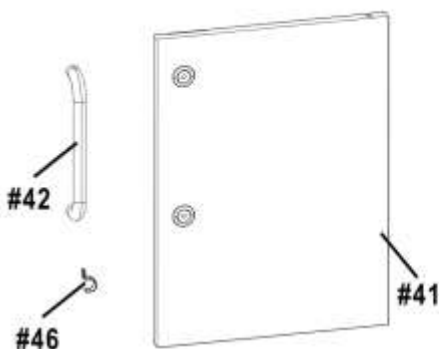

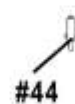
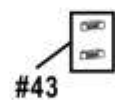
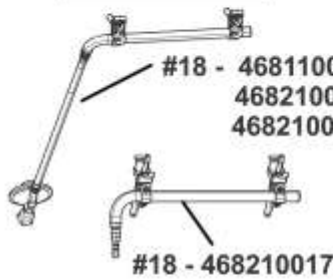
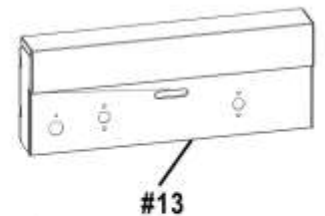
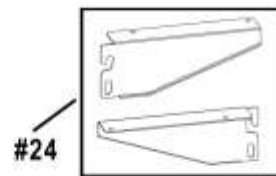
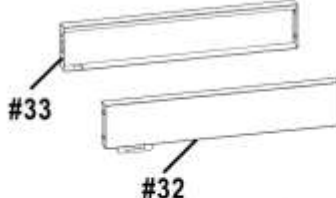
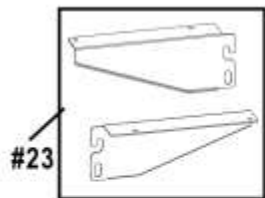
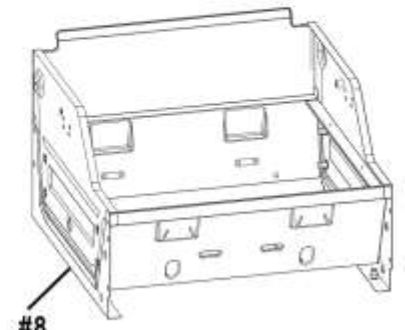
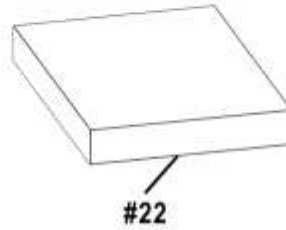
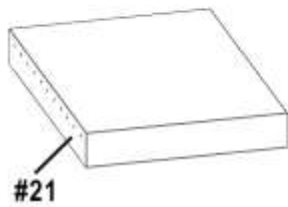
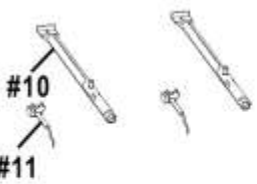
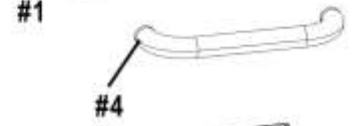
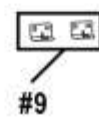
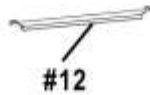
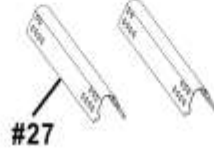

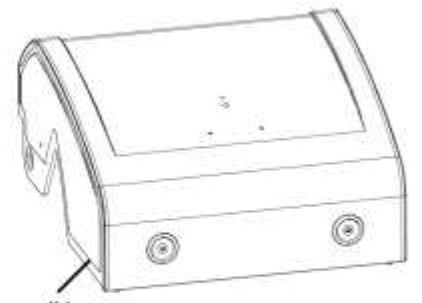
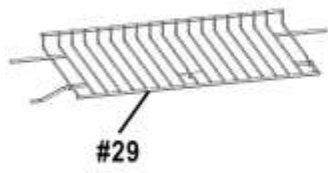
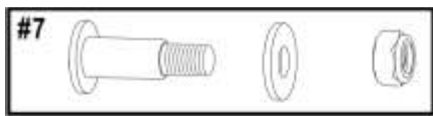
Key	Qty	Description
1	1	TOP LID
2	1	LOGO PLATE F/ LID
3	4	RUBBER BUMPER, W/ HOLE, F/ TOP LID
4	1	HANDLE F/ LID
5	1	THERMOMETER
6	1	BEZEL, F/ THERMOMETER
7	1	TOP LID HARDWARE
8	1	FIREBOX
9	2	BURNER BRACE
10	2	MAIN BURNER
11	2	ELECTRODE, F/ MAIN BURNER
12	1	CARRY OVER TUBE
13	1	CONTROL PANEL, MAIN
14	1	ELECTRONIC IGNITION MODULE
15	1	CAP, F/ IGNITION MODULE
16	1	IGNITER SWITCH MODULE
17	1	SHIELD, F/ SWITCH MODULE
18	1	HOSE VALVE REGULATOR ASSEMBLY
19	2	BEZEL F/ CONTROL KNOB
20	2	CONTROL KNOB
21	1	LEFT SIDE SHELF
22	1	RIGHT SIDE SHELF
23	2	SHELF MOUNT, RB/LF
24	2	SHELF MOUNT, LB/RF
25	2	SIDE SHELF BRACKET, RB/LF
26	2	SIDE SHELF BRACKET, LB/RF
27	2	HEAT TENT
28	2	COOKING GRATE

Key	Qty	Description
35	1	GREASE CUP
36	1	CLIP, F/ GREASE CUP
37	1	HEAT SHIELD, F/ TANK
38	2	CASTER, LOCKING
39	2	CASTER, FIXED
40	1	MATCH HOLDER
41	1	DOOR, NO HANDLE
42	1	DOOR HANDLE
43	1	MAGNET ASSEMBLY
44	1	SPRING PIN, F/ DOOR
45	1	FIXED PIN, F/ DOOR
46	1	REGULATOR HOSE CLIP
47	2	FASCIA, F/ SIDE SHELF
NOT Pictured		
...	1	CASTER PIN
...	1	PRODUCT GUIDE, EUROPE
...	1	HARDWARE PACK
...	1	CLEANING TOOL

29	1	SWINGAWAY RACK
30	1	LEFT, CART FRAME
31	1	RIGHT, CART FRAME
32	1	UPPER DOOR BRACE
33	1	BACK RAIL
34	1	BOTTOM SHELF

NOTE: Some barbecue parts shown in the assembly steps may differ slightly in appearance from those on your particular barbecue model. However, the method of assembly remains the same.

PARTS DIAGRAM 468110017 468210017 468210017UK 468210017DK



#5